

Southern Living®

MARCH 2011


Pound Cakes to Celebrate!

7 TWISTS ON A SWEET SOUTHERN CLASSIC

**15 DISHES
MADE BETTER
WITH BACON**

**5 NO-FUSS
SUPPERS**

**PLUS: OUR
PICK OF THE
SEASON'S BEST
VEGETABLES**



Strawberry Swirl
Cream Cheese Pound Cake
Page 116

Spring Road Trips!


OUR INSIDER'S GUIDE TO:

- TEXAS' HIDDEN HILL COUNTRY
- ALABAMA'S SECRET COAST
- THE PRETTIEST TULIP DISPLAYS



The New Look of Old Charleston

Author and singer/songwriter Carolyn
Evans and her husband, Ray,
live happily ever after in the easy, elegant
remake of their Single House





A masterpiece made from bottle caps by Charleston artist Molly B. Right presides over a living room updated by local interior designer Angie Hranowsky.



**GET TO KNOW
ANGIE HRANOWSKY**

Interior designer Angie Hranowsky has a knack for leaving her clients' homes more beautiful (but still recognizable) in her wake. "I think she's a star," says Carolyn. We caught up with Angie to get her design insights.

Q: What are your go-to shopping stops?

I have two local favorites with the same owner: Antiques of South Windermere and (continued on p. 100)

The Evans family loved their classic Charleston Single House, built one room wide and several rooms deep. The house had character and streams of natural light. But what it didn't have, according to Carolyn, was a heart. "I remember saying to our architect, Gordon Nicholson, that this house has great soul but doesn't have a heart," she says. "That's what our new kitchen gave us."

When adding 100 square feet to the back of the house and opening up the former galley kitchen, Gordon not only carved out a space for them to gather but also installed floor-to-ceiling windows for more light and stabilized the house with additional beams. "Before the addition, we felt this house's age every day," says Carolyn. "It took me a year to get used to all of its creaks."

And there was one more bonus that Carolyn didn't anticipate: meeting noted Charleston interior designer Angie Hranowsky. "I'd never used a decorator because I'm pretty confident in my own style," says Carolyn, an author and singer/songwriter. "But Gordon suggested calling Angie when I threatened to use common white subway tile for the backsplash. So we met at the backsplash and went from there."



TOP: Angie played the dining room's formal elements against a sea grass rug and painted chairs.

ABOVE: Ray, Carolyn, and son Marshall enjoy the shady courtyard. (Daughter Reese was away at camp.)

The modest kitchen addition made way for an airy sitting room with windows overlooking the garden.





Architect Gordon Nicholson opened up the old galley kitchen with the addition of a modern I beam to frame the space.

(continued from p. 98)
17 South Antiques.

Q: Any favorite online haunts?

That's easy: ebay.com and 1stdibs.com.

Q: What makes a room Southern?

Freshly cut hydrangeas and lots of them.

Q: What is one thing every Southern home should have?

A friendly smile is my only expectation.

Q: What are three of your most-used design tips or tricks?

1. Paint is the least costly way to get the biggest transformation.

2. Mix up materials. If you have a lot of wood,

(continued on p. 102)

Angie changed the tile order from standard white to shimmering glass tile, and from that starting point persuaded Carolyn to add some color to her basic white walls, rearranging and re-covering furniture; including some vintage furnishings; and adding a final layer of texture, art, and lighting. "I started to see the potential in the house like Angie did," says Carolyn. "So I said, 'Let's just go for it.'"

They went for it, tapping Angie's design tricks along the way. Borrow her tried-and-true-beautiful style tips for your own home.

Porch


On the porch, or piazza, style is not an after-thought but a hint at what's to come. Classic white wicker is re-dressed with zesty pillows to match the interior's freshened outlook. Together, the classic white wicker and the modern India-inspired motif sum up the mix found beyond the tall windows—rooms marked by striking color, natural textures and materials, and classic Southern design with a modern, upbeat edge.

STEAL THIS IDEA: Choose porch accessories that incorporate the same colors as your garden border.

Living Room

The Evanses had acquired family furniture and purchased good upholstered pieces along the way, but what the living room needed was warmth and personality to better reflect this young, creative family. "In this room, I started with a rug that had been in the Evans family," says Angie. "I loved how the colors in the rug picked up the hues in the bottle cap portrait above the mantel." From these elements, she chose a luminescent peach shade for the walls. For more dimension, she layered in texture and interest with vintage pottery and artful lamps. The rich brown velvet curtains, which came with the house, frame the windows' architecture and ground the room. She also added vintage furniture pieces and rich, ethnic-style fabrics.

STEAL THIS IDEA: Anchor a room with a traditional rug and accessories, and then juxtapose them with modern art for a fresh feel.



A vintage suzani dresses the bed. The curtains are burlap.

*If you can't rearrange a room for more impact,
dress it for drama instead.*



A 100-square-foot addition extended the length of the 840s Single House.



Carolyn's studio reflects all of her loves: music, writing, and family. Sample her album, *Come Lately*, at itunes.com.

"My studio is where I'm inspired. I'm up here at five o'clock most every morning when the sun is just coming up." CAROLYN EVANS

(continued from p. 100)
try adding something glass. Mix up fabrics too—cotton with velvet, nubby with smooth.
3. It's all in the details. For me, a room is not finished until it has art and accessories.

Q: Do you have a favorite paint color?

A few of my current favorites are Pratt & Lambert's Heather Dusk (30-19), Grape Hyacinth (31-24), and Anubis (32-17).

Q: What are your top sources of design inspiration?

Travel, textiles, design magazines, and fashion.

Dining Room

Rooms in a Single House line up in a row, opening into each other. The Evanses' dining room opens into the living room and kitchen and can be seen from both spaces. "We color-matched the wall paint to pick up the blues in a swatch of the living room curtain fabric," says Angie. The paint color is strong enough to showcase the art and pull together varied furnishings, including Chinese Chippendale rattan and traditional mahogany pieces from Carolyn's grandmother. **STEAL THIS IDEA:** Dress down a formal table with casual painted chairs. We love the faux bamboo offerings from Ballard Designs; search "Macau chair" at ballarddesigns.com.

Kitchen


To transform the narrow galley kitchen into an open, airy family zone, Gordon first added a steel beam to anchor the house. Playing off that loftlike feature, they picked horizontal plank siding for the walls. Creamy lacquered cabinetry

and stainless steel appliances balance the look with some city slickness. Enter Angie to pull the two sides together with naturally beautiful glass tile and modern pendant lighting.

STEAL THIS IDEA: Instead of beaded board, cover walls with horizontal planking that mimics old clapboards. Here, they're installed flush for a more modern feel.

Bedroom

"Old houses don't give you much choice in where to place things," says Angie. "There are lots of windows and fireplaces but not much wall space. In the master bedroom, that means the bed had to stay where it was." If you can't rearrange a room for more impact, dress it for drama instead. An embroidered suzani found on eBay adds art, texture, and a pop of color to the bed.

STEAL THIS IDEA: Ordinary, inexpensive burlap with lining and interlining makes extraordinary curtains. Pretty them up even more with classic pinch pleats. 

**Check Out
Carolyn's
New Book!**

*Forty Beads:
The Simple,
Sexy Secret for
Transforming Your
Marriage* will be
in bookstores in
May. Learn more
at fortybeads.com.



Always
make new
mistakes

